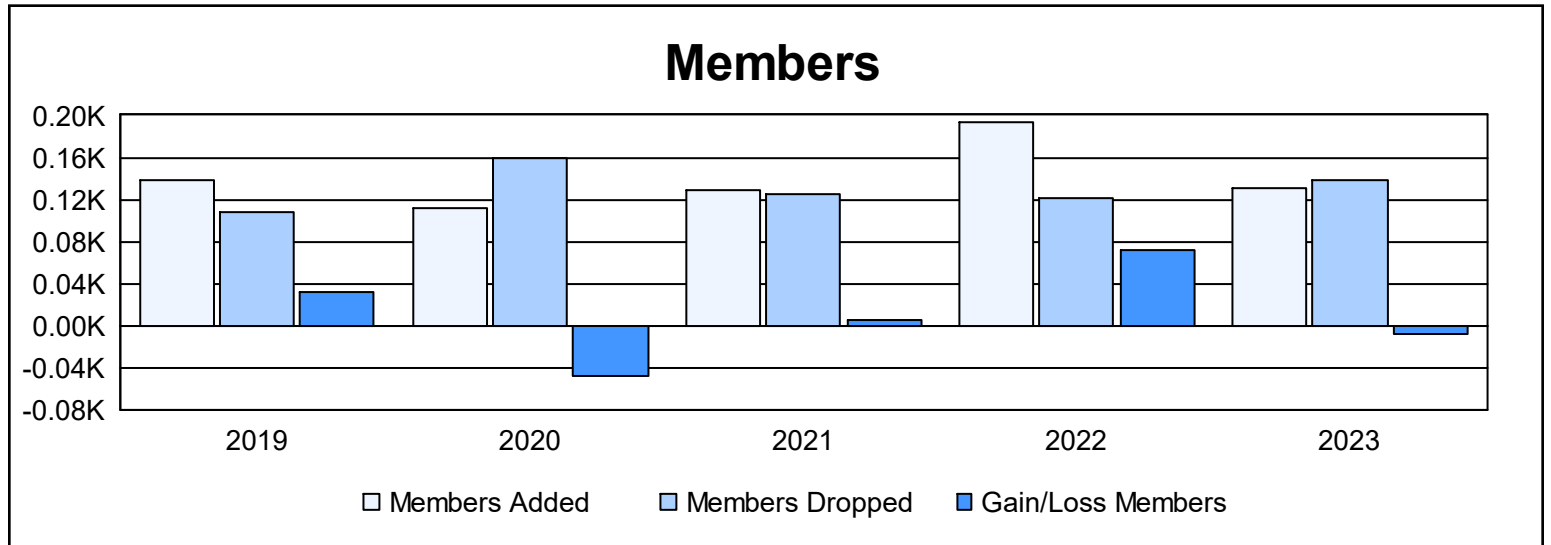
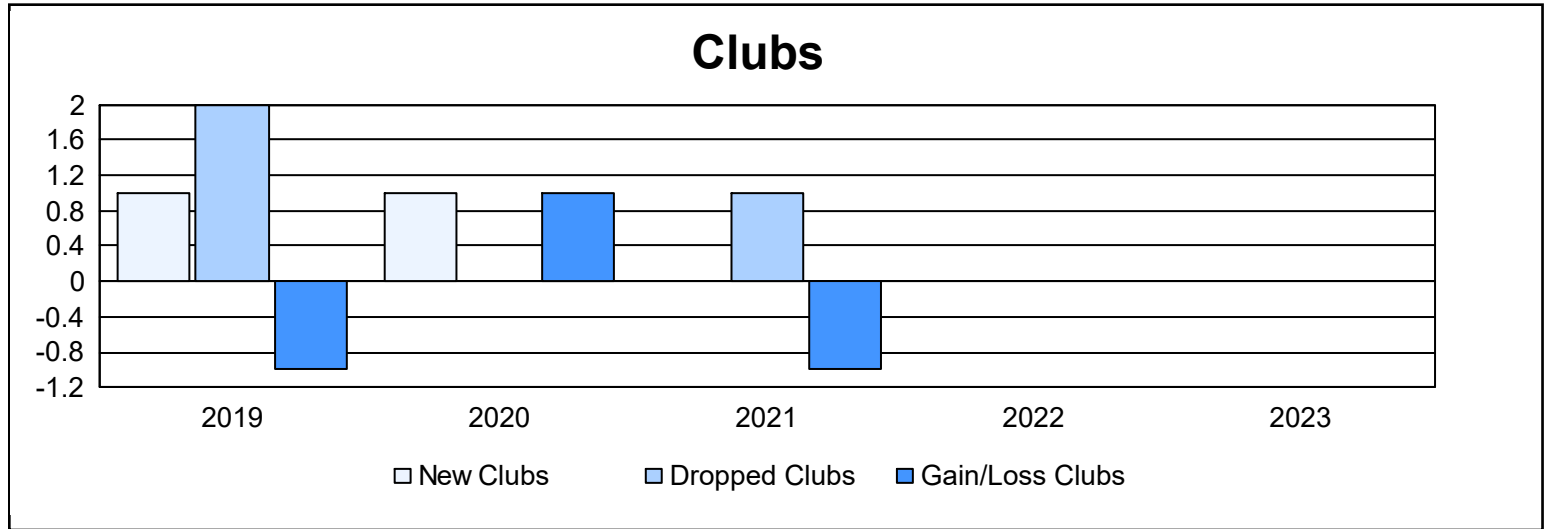
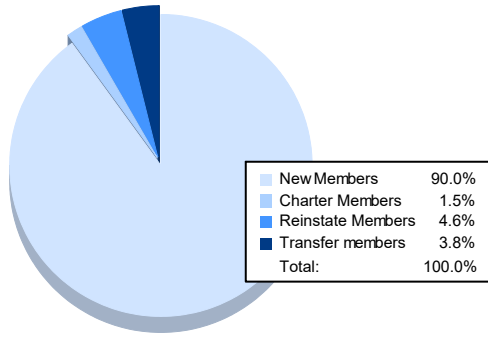


| Year | New Clubs | Dropped Clubs | Gain/ Loss Clubs | New Members | Charter Members | Reinstate Members | Transfer Members | Total Member Added | Total Members Dropped | Gain/ Loss Members |
|----------------|-----------|---------------|------------------|-------------|-----------------|-------------------|------------------|--------------------|-----------------------|--------------------|
| 2018-2019 | 1 | 2 | -1 | 102 | 28 | 3 | 6 | 139 | 107 | 32 |
| 2019-2020 | 1 | 0 | 1 | 72 | 24 | 12 | 3 | 111 | 159 | -48 |
| 2020-2021 | 0 | 1 | -1 | 113 | 4 | 5 | 7 | 129 | 124 | 5 |
| 2021-2022 | 0 | 0 | 0 | 190 | 1 | 2 | 1 | 194 | 122 | 72 |
| 2022-2023 | 0 | 0 | 0 | 117 | 2 | 6 | 5 | 130 | 139 | -9 |
| Average | 0 | 1 | 0 | 119 | 12 | 6 | 4 | 141 | 130 | 10 |



Membership Composition June 2023 Cumulative



Gender Composition June 2023 Cumulative

